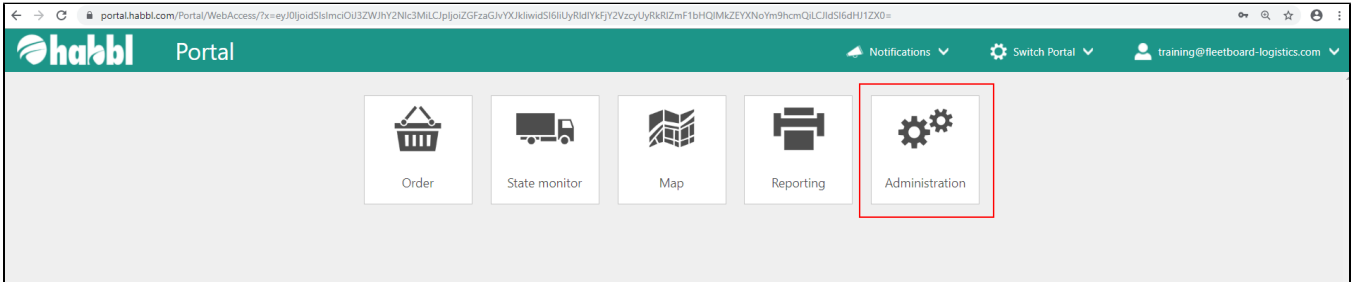


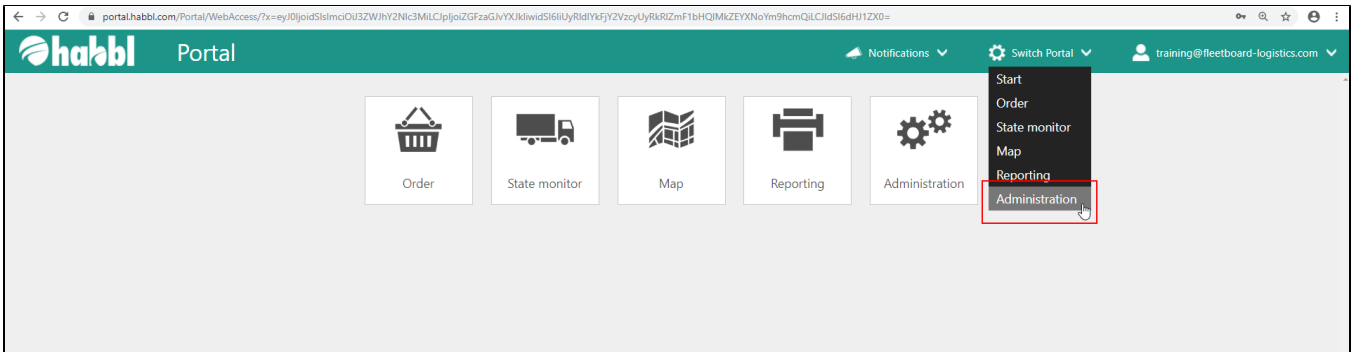
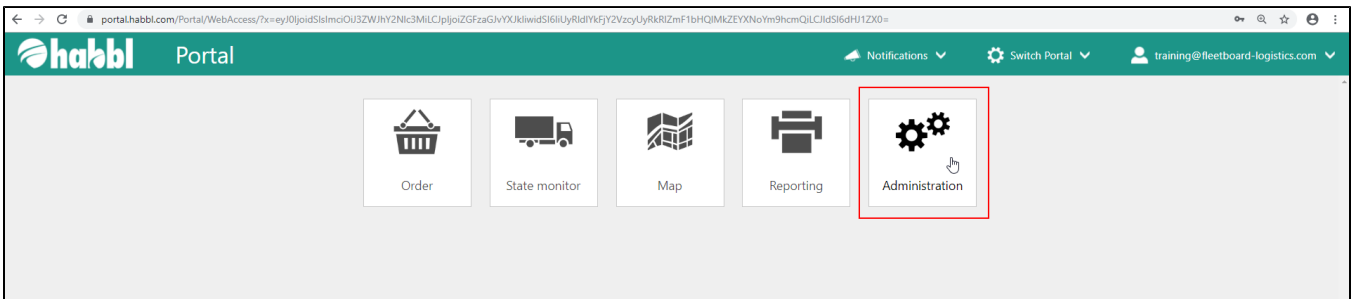
# Administration

ARTICLE

In the "Administration" area, you can make various configurations, including the option of maintaining user data or linking drivers to the portal. Further information on these two points can be found in the following chapters.



To access the Administration area, you can either click on the section Administration or use the Administration tab within the drop-down menu.



Within the administration section you will find the following items listed in the sidebar on the left, which will be explained in more detail on the following pages:

- My profile
- Company profile
- FTP account
- Linkages
- Device versions
- User

portal.habbl.com/Portal/Administration/7x=ey/0ljoicy/simcOuteX8yb2ZpbGULCjpljoIZGVmYXVsdClnMQUiFaWVwbmEuTG9maXNoaWZlLkh1mJSLUvovRhbCSXZWIuQWRtaW5pc3RyYXRpb24uTXlQcm9maWxkLWkaXRvcjSPGVuRWRpdG9yTmF2SXRl6S9

# habbl Training 1

Notifications Switch Portal training@fleetboard-logistics.com

**START**

- My profile
- Company profile
- FTP account
- Linkages
- Device versions
- User

**PRIVACY**

- Privacy-Contract

**EDIT** REFRESH

## Member

**Base data**

FIRSTNAME	LASTNAME
Training	1
PHONE NUMBER	
E-MAIL	training@fleetboard-logistics.com

**Roles**