

Create a linkage to a driver with a mobile phone number

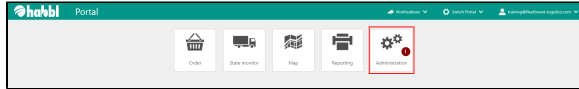
ARTICLE

VIDEOTUTORIAL

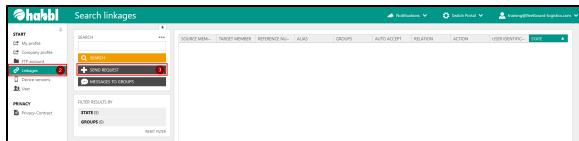
To create a linkage to a driver you have to go in the habbiPortal to the section **Administration** and send a request to the device.

Your browser does not support the HTML5 video element

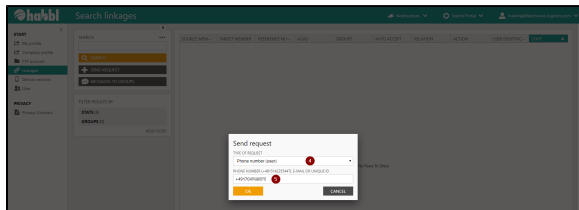
The following screenshots show you the individual steps.



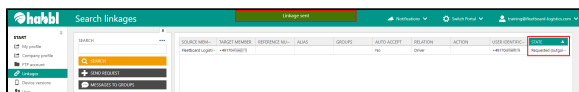
1. Click on the section **Administration**
2. In the sidebar on the left click on **Linkages**
3. Choose **SEND REQUEST** in the search area



4. In the appearing dialog select **User identification (app user)** in the dropdown menu
5. In the second line enter your **mobile phone number**



 After you confirm your entries with **OK** a request will be sent to the device.



 **Result**

That's the result of the inquiry.