

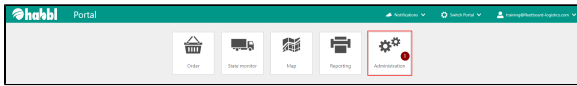
Send link request to freight forwarder

ARTICEL

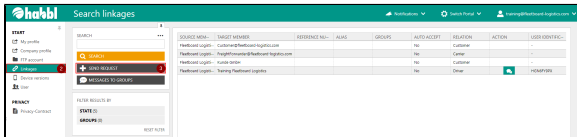
VIDEOTUTORIAL

To create a linkage to a freight forwarder you have to go in the habbiPortal to the section **Administration**. The following screenshots show you the individual steps.

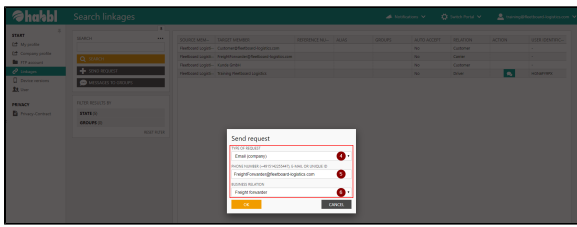
Your browser does not support the HTML5 video element





1. Click on the section **Administration**
2. In the sidebar on the left click on **Linkages**
3. Choose **SEND REQUEST** in the search area



4. In the appearing dialog select **Email (company)** in the dropdown menu
5. In the second line **enter the E-Mail address** of your Freight forwarder
6. In the third line you have to choose the business relation. Choose in the dropdown menu - **Freight forwarder**



 After you confirm your entries with **OK** a request will be sent to your **Freight forwarder**.

 **That's the result of the inquiry**

