

Accept link request as freight forwarder / customer

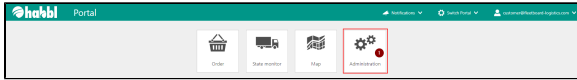
ARTICLE

VIDEOTUTORIAL

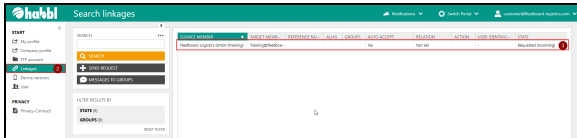
To **accept a request** you have to go in the habbiPortal to the section **Administration**

Your browser does not support the HTML5 video element

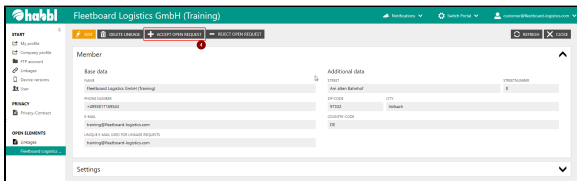
The following screenshots show you the individual steps.



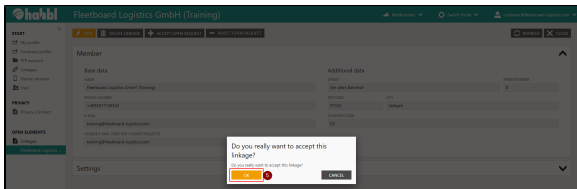
1. Click on the section **Administration**
2. In the sidebar on the left click on **Linkages**
3. In the **middle area** you can see all linkages and **enquiries**. Click on the **incoming request**.



4. Here you can see further information and you have the possibility to **accept** or **reject** the request.



5. In the new window click **OK** to accept the request



Accept request

